


BASICS

*Basics of Anesthesia, Surgery &
Intensive care in Clinical Scenario*



JANUARY 10-11TH 2023

“BASICS” is a training aimed at Providing comprehensive clinical skill orientation to all working Dental Surgeons.

The aim is to train them in “Basics” life saving skills, essential clinical procedures and to give awareness on important, emergency life saving drugs.

Venue: SIMULATION LAB, SMART LAB, GSL MEDICAL COLLEGE, Rajahmundry, AP state.

Day 1
(SMART LAB)

TIME	LECTURES
08.00 - 09.00am	Scrubbing, Gowning, Draping, Preparation & Theatre Etiquette Introduction and Demonstration
9.00 - 10.00 am	Airway Introduction, Anatomical Considerations, Demonstration
10.00 - 11.00 am	Tracheostomy and management considerations

Day 2
(SMART LAB)

TIME	LECTURES
08.00 - 09.00 am	Circulation, circulatory pathways & vascular access. Introduction, anatomical considerations and demonstration.
09.00 - 10.00 am	Suturing and Knotting-1 (Hand knots, Instrument knots, Simple Interrupted Sutures Simple Continuous Sutures)
10.30-12.00 am	Suturing and Knotting-2 (Continuous Locked Sutures, Horizontal Mattress Sutures, Vertical Mattress sutures, Subcutaneous Sutures)

Day 1
(SMART LAB)

TIME	HANDS ON
11.00 am-01.00 pm	OT Etiquette
2.00 pm -3.30 pm	Artificial Ventilation (Basic concepts, Oxygen cylinders, Oro-pharyngeal airway, Needle insufflation, Jet insufflation, Pocket mask, AMBU)
3.30pm.5.00pm	Tracheostomy (Including nebulization, Laryngeal mask airway and Sub- mental intubation)

Day 2
(SMART LAB)

TIME	HANDS ON
12.00 - 01.00 pm	Circulation, circulatory pathways & vascular access. Introduction, anatomical considerations and demonstration.
02.00 - 3.30 pm	Suturing and Knotting-1 (Hand knots, Instrument knots, Simple Interrupted Sutures Simple Continuous Sutures)
03.30 - 05.00pm	Suturing and Knotting-2 (Continuous Locked Sutures, Horizontal Mattress Sutures, Vertical Mattress sutures, Subcutaneous Sutures)
05.00 - 05.30pm	EXAM




ORIENTATION PROGRAM for BDS students

This curriculum provides the student with a basic dental education to enter III-year BDS as a health professional. This investigation involves the transition from the preclinical to the clinical stages of the teaching program.

Therefore, first two years of the dental curriculum will be stressed such as applied aspects of Anatomy & Physiology. Emphasis will be placed on the specific objectives related to the clinical orientation aspect of the student's education. The objective is to bring awareness on clinical procedures sought in the earlier encounters and facilitate the transition in a most harmonious, meaningful manner.

Venue: SIMULATION LAB, SMART LAB, GSL MEDICAL COLLEGE, Rajahmundry, AP state.





Day 1
8.00am to 1.15pm (5 hours)

Time	Topic of presentation
08.00 – 09.00 am	Oral mucous membrane Anatomy and normal histology
09.00 - 10.00 am	Anatomy and normal histology of tooth
10.00 - 11.00 am	Anatomy and normal histology of bone and cartilage
11.00 - 11.15pm	Tea break
11.15 am– 12.15 pm	Physiology of blood
12.15 – 1.15 pm	Basic life support

1.15 pm – 2 lunch 2 pm – 4 pm (2 hours minutes) Hands On	
BATCH A	BATCH B
✓ Anatomage program ✓ Demonstration of Anatomy and normal histology of tooth, oral mucous membrane, bone, cartilage and blood	Basic life support program

Day 2
8.00am to 1.15pm (5 hours)

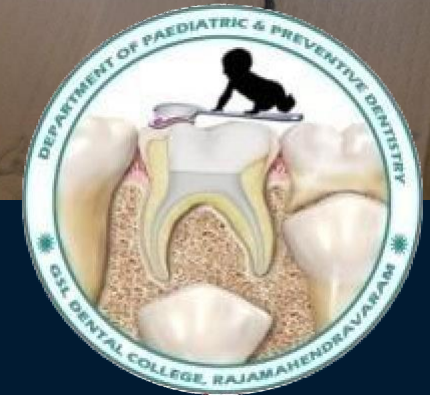
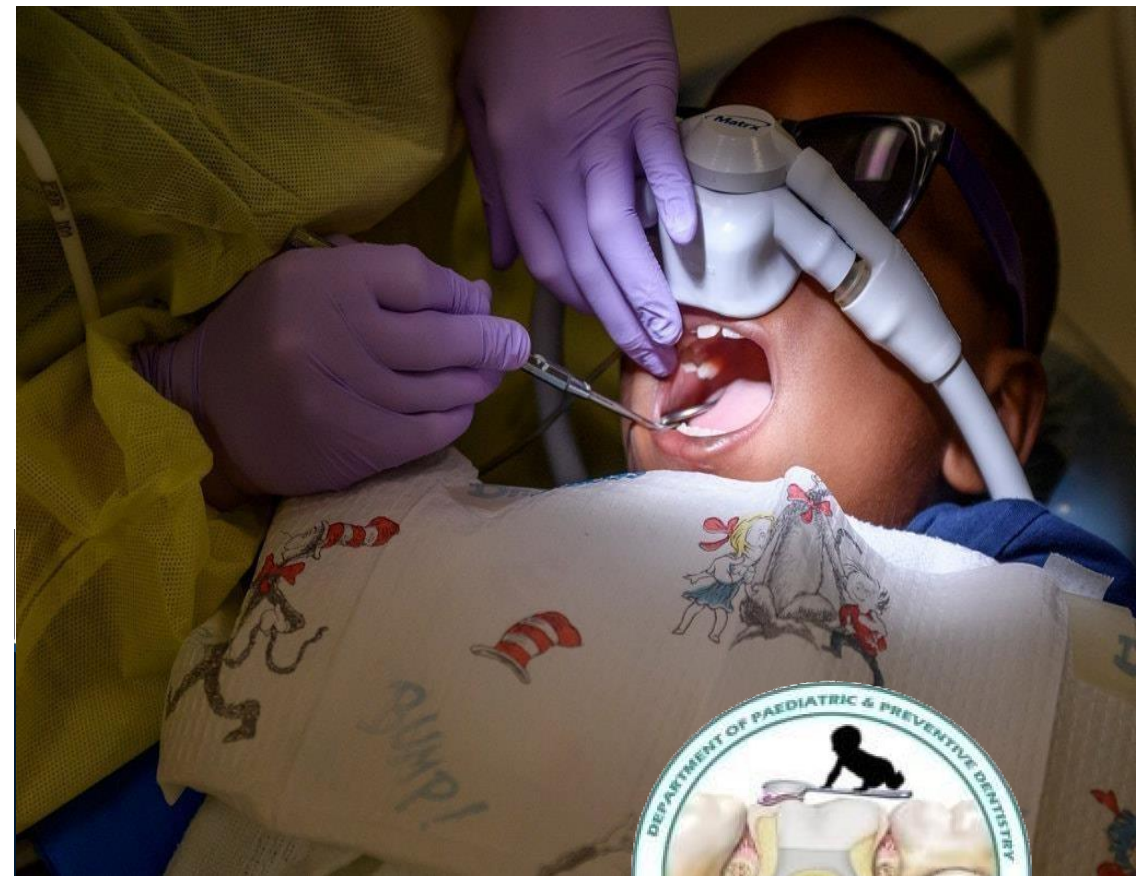
Time	Topic of presentation
08.00 – 09.00 am	Anatomy and normal histology of muscle and nerve
09.00 - 10.00 am	Trigeminal nerve
10.00 - 11.00 am	Chair side positions Do's and don'ts in dental clinics
11 am – 11.15 am	Tea break
11.15 am – 12.15 pm	Composition of local anesthesia and mandibular nerve blocks
12.15 pm – 1.15 pm	Maxillary nerve blocks

1.15 pm – 2 lunch 2 pm – 4 pm (3 hours minutes) Hands on	
BATCH A	BATCH B
✓ Demonstration of nerve and nerve blocks in cadaver and phantom heads with demonstration of chair side positions	Anatomage Demonstration of anatomy and histology of muscle, nerve Trigeminal nerve
BATCH A	BATCH B
✓ Anatomage ✓ Demonstration of anatomy and histology of muscle, nerve Trigeminal nerve	Demonstration of nerve and nerve blocks in cadaver and phantom heads with demonstration of chair side positions
5.00-5.30 pm	Exam



Relaxation Dentistry as it is known, Conscious Sedation is one of the topics most studied in theory but less practiced. In order to deliver fear free, high quality dentistry and ultimately aiming at developing a positive attitude towards dental health, Conscious sedation is going to be in great demand in future. This course attempts to equip clinicians and staff on safe use of sedation.

Day 1		Day 2	
8:30 – 9:30 am	Registration	9:00 – 10:00am	Lecture by Dr. Srinivas.N (Difference between adult, Child & Infant CPR)
9:30 – 10:00 am	Inauguration	10:00 – 11:30am	HANDS ON CHILD & INFANT CPR
10:00 – 12:00 pm	Lecture By Dr. Srinivas.N (Medical Emergencies)	11:30 - 12:30pm	Lecture by Dr. Srinivas .N (Conscious Sedation)
12:00 – 12:15 pm	Tea Break	12:30 – 1:30pm	Lecture by Dr. Srinivas. N (General Anesthesia & Sedation Drugs)
12:15 – 1:15 pm	Lecture By Dr. Rakshay Shetty (CPR in Adult)	1:30 – 2:00pm	LUNCH
1:15 – 2:15 pm	Lunch	2:00 – 5:00 pm	Live demonstration of Conscious Sedation on pediatric patient
2:15 – 5:00pm	Hands On Training		



**CONCIOUS
SEDATION**

THE PATH AHEAD



Smart Lab

Department of Pediatric & Preventive Dentistry

GSL Dental College & Hospital